

**Resolution #17-05**

**A RESOLUTION OF THE BLACK LAKE SPECIAL DISTRICT GOVERNING BOARD CHANGING RATES AND CHARGES**

**WHEREAS** RCW 85.38.145 allows the Black Lake Special District (BLSD) Governing Board to fix rates and charges payable by owners or occupiers of real estate within the BLSD.

**WHEREAS**, the forming petition for the BLSD presented to the Thurston County Board of Commissioners and the public would limit rates and charges increases to no more than five percent (5%) or the rate of inflation, whichever is less.

**WHEREAS**, the annual, percent changes to the Consumer Price Index (CPI) published by the United States Federal Reserve is the authoritative measure of inflation. For 2014 the CPI change was (1.6%), 2015 was (.1%), 2016 - (1.3%), and the 2017 estimate is (1.8%). The compounded CPI change for 2014 thru 2017 is (4.9%). (See attachments "Federal Reserve Bank of Minneapolis" and "Computation of Compounded Inflation")

**WHEREAS**, the BLSD Governing Board and district owners who have provided input to the board believe further lake treatments to reduce algae blooms will be needed in the future. A single treatment is expected to exceed \$500,000.


**NOW THEREFORE IT IS HEREBY RESOLVED:**


Section 1. The BLSD needs additional funds for lake treatments to reduced algae blooms. A rates and charges increase of (4.9%) will be applied beginning in calendar year 2018. The increase will be applied to all rates and charges components. The expected revenue increase for the BLSD is estimated to be \$7,400 for 2018.

Section 2. Efforts will continue to seek out grants and other funding sources to benefit the BLSD.


Section 3. In November of each calendar year, the BLSD Governing Board will establish a budget and review the adequacy of the rates and charges.

**ADOPTED** by the BLSD Governing Board this 18<sup>th</sup> day of Sept., 2017.

  
\_\_\_\_\_  
Commissioner

  
\_\_\_\_\_  
Commissioner

\_\_\_\_\_  
Commissioner

ATTEST:  
  
\_\_\_\_\_



Home > Community and Education > Teaching Aids > CPI Calculator Information > Consumer Price Index, 1913-

Economic Education for Teachers

CPI Calculator Information

### Consumer Price Index, 1913-

**CPI-U**  
**Base year is chained;**  
**1982-1984 = 100**

Year	Annual Average	Annual Percent Change (rate of inflation)
------	----------------	---

9/16/2017

Consumer Price Index, 1913- | Federal Reserve Bank of Minneapolis

1994	148.2	2.6%
1995	152.4	2.8%
1996	156.9	2.9%
1997	160.5	2.3%
1998	163.0	1.6%
1999	166.6	2.2%
2000	172.2	3.4%
2001	177.1	2.8%
2002	179.9	1.6%
2003	184.0	2.3%
2004	188.9	2.7%
2005	195.3	3.4%
2006	201.6	3.2%
2007	207.3	2.9%
2008	215.3	3.8%
2009	214.5	-0.4%
2010	218.1	1.6%
2011	224.9	3.2%
2012	229.6	2.1%
2013	233.0	1.5%
2014	236.7	1.6%
2015	237.0	0.1%
2016	240.0	1.3%
2017*	244.3	1.8%

Attachment to Resolution #17- 05

\*An estimate for 2017 is based on the change in the CPI from fourth quarter 2015 to fourth quarter 2016.

**Latest Content from the Minneapolis Fed**

[Conversations with the Fed on Thought Leadership: What are we doing? Where are we going?](#) NEW

Conversations with the Fed

[Town Hall with Mpls Fed President Neel Kashkari in Grand Forks, ND](#) NEW

Conversations with the Fed

[Default Risk, Sectoral Reallocation and Persistent Recessions](#) NEW

Our Blog

Attachment to Resolution #17- 05  
 Black Lake Special District  
 Computation of Compounded Inflation from 1/1/2014 to 12/31/2017

Calendar Year	2014	2015	2016	2017	2018
% CPI Change *	1.6	0.1	1.3	1.8	
Beginning of year base	1.000	1.016	1.017	1.030	1.049
Inflation Factor **	1.016	1.001	1.013	1.018	
End of year base ***	1.016	1.017	1.030	1.049	

\* From Federal Reserve Bank of Minneapolis, 9/16/2017

\*\*  $(\%CPI)/100 + 1.0$

\*\*\*  $(\text{Beginning of year base}) * (\text{Inflation Factor})$